

E-mail: [www.abcprops.com](http://www.abcprops.com)  
jim @ abcprops.com

## PROP CHART 2010

NOTE: Please contact Jim for current pricing and info.  
A new chart will be posted if it is available.

### NUMBERING SYSTEM

ALL PROPS WILL BE OF THIS FORMAT  
EXCEPT LEGACY PROPELLERS

XXXX-XX-XX(X) XXX

EXAMPLE:

2716-10-50(2) CLL

2.7-DIA IN INCHES

1.6-PITCH RATIO

10-RAKE ANGLE

50-BLADE AREA RATIO

(2)-NUMBER OF BLADES

CL-CLEAVER OR CP-CHOPPER

L-LEFT ROTATION OR R-RIGHT ROTATION

PRICE INCREASE

FOR

2010

**Schaefer Ornamental Iron Co.**


2775 DRAKE RD.

COLUMBUS, OHIO 43219

U.S.A.

PHONE 614.475.4247

FAX 614.475.4275



**SCHAEFER ORNAMENTAL IRON CO**  
 JIM SCHAEFER  
 2775 DRAKE RD  
 COLUMBUS OHIO 43219  
 U.S.A.  
 614.475.4247 PHONE  
 614.475.4275 FAX  
 WWW.ABCPROPS.COM  
 E-MAIL: JIM@ABCPROPS.COM

# CLEAVER SERIES

PROP DIA		1.5		CLEAVER							
PROP NUMBER	DIA INCHES CASTING	PITCH RATIO	NOM PITCH AVERAGE(IN)	DIA MM CASTING	NOM PITCH AVERAGE(MM)	RAKE	BLADE AREA	ROT-TATION	# BLADES	BORE	PRICE
1514-10-50(2) CLL	1.5	1.4	2.100	38.1	53.34	10	0.50	L	2	0.187	\$22.95
1516-10-50(2) CLL	1.5	1.6	2.400	38.1	60.96	10	0.50	L	2	0.187	\$22.95
1518-10-50(2) CLL	1.5	1.8	2.700	38.1	68.58	10	0.50	L	2	0.187	\$22.95
1514-10-75(3) CLL	1.5	1.4	2.100	38.1	53.34	10	0.75	L	3	0.187	\$29.95
1516-10-75(3) CLL	1.5	1.6	2.400	38.1	60.96	10	0.75	L	3	0.187	\$29.95
1518-10-75(3) CLL	1.5	1.8	2.700	38.1	68.58	10	0.75	L	3	0.187	\$29.95
1516-10-50(3) CLL	1.5	1.6	2.400	38.1	60.96	10	0.50	L	3	0.187	\$29.95
1516-10-50(3) CLR	1.5	1.6	2.400	38.1	60.96	10	0.50	R	3	0.187	\$29.95

PROP DIA		1.6		CLEAVER							
PROP NUMBER	DIA INCHES CASTING	PITCH RATIO	NOM PITCH AVERAGE(IN)	DIA MM CASTING	NOM PITCH AVERAGE(MM)	RAKE	BLADE AREA	ROT-TATION	# BLADES	BORE	PRICE
1614-10-50(2) CLL	1.6	1.4	2.240	40.64	56.896	10	0.50	L	2	0.187	\$22.95
1616-10-50(2) CLL	1.6	1.6	2.560	40.64	65.024	10	0.50	L	2	0.187	\$22.95
1618-10-50(2) CLL	1.6	1.8	2.880	40.64	73.152	10	0.50	L	2	0.187	\$22.95
1614-10-50(3) CLL	1.6	1.4	2.240	40.64	56.896	10	0.50	L	3	0.187	\$29.95
1616-10-50(3) CLL	1.6	1.6	2.560	40.64	65.024	10	0.50	L	3	0.187	\$29.95
1616-10-50(3) CLR	1.6	1.6	2.560	40.64	65.024	10	0.50	R	3	0.187	\$29.95

PROP DIA		1.7		CLEAVER							
PROP NUMBER	DIA INCHES CASTING	PITCH RATIO	NOM PITCH AVERAGE(IN)	DIA MM CASTING	NOM PITCH AVERAGE(MM)	RAKE	BLADE AREA	ROT-TATION	# BLADES	BORE	PRICE
1714-10-50(2) CLL	1.7	1.4	2.380	43.18	60.452	10	0.50	L	2	0.187	\$22.95
1716-10-50(2) CLL	1.7	1.6	2.720	43.18	69.088	10	0.50	L	2	0.187	\$22.95
1717-10-50(2) CLL	1.7	1.7	2.890	43.18	73.406	10	0.50	L	2	0.187	\$22.95
1718-10-50(2) CLL	1.7	1.8	3.060	43.18	77.724	10	0.50	L	2	0.187	\$22.95
1714-10-50(3) CLL	1.7	1.4	2.380	43.18	60.452	10	0.50	L	3	0.187	\$29.95

PROP DIA		1.8		CLEAVER							
PROP NUMBER	DIA INCHES CASTING	PITCH RATIO	NOM PITCH AVERAGE(IN)	DIA MM CASTING	NOM PITCH AVERAGE(MM)	RAKE	BLADE AREA	ROT-TATION	# BLADES	BORE	PRICE
1814-10-50(2) CLL	1.8	1.4	2.520	45.72	64.008	10	0.50	L	2	0.187	\$22.95
1816-10-50(2) CLL	1.8	1.6	2.880	45.72	73.152	10	0.50	L	2	0.187	\$22.95
1818-10-50(2) CLL	1.8	1.8	3.240	45.72	82.296	10	0.50	L	2	0.187	\$22.95
1816-10-50(3) CLL	1.8	1.6	2.880	45.72	73.152	10	0.50	L	3	0.187	\$29.95
1816-10-50(3) CLR	1.8	1.6	2.880	45.72	73.152	10	0.50	R	3	0.187	\$29.95

PROP DIA		1.9		CLEAVER							
PROP NUMBER	DIA INCHES CASTING	PITCH RATIO	NOM PITCH AVERAGE(IN)	DIA MM CASTING	NOM PITCH AVERAGE(MM)	RAKE	BLADE AREA	ROT-TATION	# BLADES	BORE	PRICE
1914-10-50(2) CLL	1.9	1.4	2.660	48.26	67.564	10	0.50	L	2	0.187	\$22.95
1916-10-50(2) CLL	1.9	1.6	3.040	48.26	77.216	10	0.50	L	2	0.187	\$22.95
1918-10-50(2) CLL	1.9	1.8	3.420	48.26	86.868	10	0.50	L	2	0.187	\$22.95



**SCHAEFER ORNAMENTAL IRON CO**  
 JIM SCHAEFER  
 2775 DRAKE RD  
 COLUMBUS OHIO 43219  
 U.S.A.  
 614.475.4247 PHONE  
 614.475.4275 FAX  
 WWW.ABCPROPS.COM  
 E-MAIL: JIM@ABCPROPS.COM

# CLEAVER SERIES

PROP DIA		2		CLEAVER							
PROP NUMBER	DIA INCHES CASTING	PITCH RATIO	NOM PITCH AVERAGE(IN)	DIA MM CASTING	NOM PITCH AVERAGE(MM)	RAKE	BLADE AREA	ROT-TATION	# BLADES	BORE	PRICE
2014-10-50(2) CLL	2.0	1.4	2.800	50.8	71.12	10	0.50	L	2	0.187	\$22.95
2016-10-50(2) CLL	2.0	1.6	3.200	50.8	81.28	10	0.50	L	2	0.187	\$22.95
2018-10-50(2) CLL	2.0	1.8	3.600	50.8	91.44	10	0.50	L	2	0.187	\$22.95
2014-10-50(3) CLL	2.0	1.4	2.800	50.8	71.12	10	0.50	L	3	0.187	\$29.95
2016-10-50(3) CLL	2.0	1.6	3.200	50.8	81.28	10	0.50	L	3	0.187	\$29.95
2016-10-50(3) CLR	2.0	1.6	3.200	50.8	81.28	10	0.50	R	3	0.187	\$29.95
2018-10-50(3) CLL	2.0	1.8	3.600	50.8	91.44	10	0.50	L	3	0.187	\$29.95
2018-10-50(3) CLR	2.0	1.8	3.600	50.8	91.44	10	0.50	R	3	0.187	\$29.95

PROP DIA		2.1		CLEAVER							
PROP NUMBER	DIA INCHES CASTING	PITCH RATIO	NOM PITCH AVERAGE(IN)	DIA MM CASTING	NOM PITCH AVERAGE(MM)	RAKE	BLADE AREA	ROT-TATION	# BLADES	BORE	PRICE
2114-10-50(2) CLL	2.1	1.4	2.940	53.34	74.676	10	0.50	L	2	0.187	\$22.95
2116-10-50(2) CLL	2.1	1.6	3.360	53.34	85.344	10	0.50	L	2	0.187	\$22.95
2118-10-50(2) CLL	2.1	1.8	3.780	53.34	96.012	10	0.50	L	2	0.187	\$22.95
2116-10-50(3) CLL	2.1	1.6	3.360	53.34	85.344	10	0.50	L	3	0.187	\$29.95
2116-10-50(3) CLR	2.1	1.6	3.360	53.34	85.344	10	0.50	R	3	0.187	\$29.95
2118-10-50(3) CLL	2.1	1.8	3.780	53.34	96.012	10	0.50	L	3	0.187	\$29.95
2118-10-50(3) CLR	2.1	1.8	3.780	53.34	96.012	10	0.50	R	3	0.187	\$29.95

PROP DIA		2.2		CLEAVER							
PROP NUMBER	DIA INCHES CASTING	PITCH RATIO	NOM PITCH AVERAGE(IN)	DIA MM CASTING	NOM PITCH AVERAGE(MM)	RAKE	BLADE AREA	ROT-TATION	# BLADES	BORE	PRICE
2214-10-50(2) CLL	2.2	1.4	3.080	55.88	78.232	10	0.50	L	2	0.187	\$22.95
2216-10-50(2) CLL	2.2	1.6	3.520	55.88	89.408	10	0.50	L	2	0.187	\$22.95
2218-10-50(2) CLL	2.2	1.8	3.960	55.88	100.584	10	0.50	L	2	0.187	\$22.95

PROP DIA		2.3		CLEAVER							
PROP NUMBER	DIA INCHES CASTING	PITCH RATIO	NOM PITCH AVERAGE(IN)	DIA MM CASTING	NOM PITCH AVERAGE(MM)	RAKE	BLADE AREA	ROT-TATION	# BLADES	BORE	PRICE
2314-10-50(2) CLL	2.3	1.4	3.220	58.42	81.788	10	0.50	L	2	0.187	\$22.95
2316-10-50(2) CLL	2.3	1.6	3.680	58.42	93.472	10	0.50	L	2	0.187	\$22.95
2318-10-50(2) CLL	2.3	1.8	4.140	58.42	105.156	10	0.50	L	2	0.187	\$22.95
2316-10-50(3) CLL	2.3	1.6	3.680	58.42	93.472	10	0.50	L	3	0.187	\$29.95
2316-10-50(3) CLR	2.3	1.6	3.680	58.42	93.472	10	0.50	R	3	0.187	\$29.95
2318-10-50(3) CLL	2.3	1.8	4.140	58.42	105.156	10	0.50	L	3	0.187	\$29.95
2318-10-50(3) CLR	2.3	1.8	4.140	58.42	105.156	10	0.50	R	3	0.187	\$29.95

PROP DIA		2.4		CLEAVER							
PROP NUMBER	DIA INCHES CASTING	PITCH RATIO	NOM PITCH AVERAGE(IN)	DIA MM CASTING	NOM PITCH AVERAGE(MM)	RAKE	BLADE AREA	ROT-TATION	# BLADES	BORE	PRICE
2414-10-50(2) CLL	2.4	1.4	3.360	60.96	85.344	10	0.50	L	2	0.187	\$22.95
2416-10-50(2) CLL	2.4	1.6	3.840	60.96	97.536	10	0.50	L	2	0.187	\$22.95
2418-10-50(2) CLL	2.4	1.8	4.320	60.96	109.728	10	0.50	L	2	0.187	\$22.95




**SCHAEFER ORNAMENTAL IRON CO**  
 JIM SCHAEFER  
 2775 DRAKE RD  
 COLUMBUS OHIO 43219  
 U.S.A.  
 614.475.4247 PHONE  
 614.475.4275 FAX  
 WWW.ABCPROPS.COM  
 E-MAIL: JIM@ABCPROPS.COM

# CLEAVER SERIES

PROP DIA		2.5		CLEAVER							
PROP NUMBER	DIA INCHES CASTING	PITCH RATIO	NOM PITCH AVERAGE(IN)	DIA MM CASTING	NOM PITCH AVERAGE(MM)	RAKE	BLADE AREA	ROT-TATION	# BLADES	BORE	PRICE
2514-10-50(2) CLL	2.5	1.4	3.500	63.5	88.9	10	0.50	L	2	0.250	\$24.95
2516-10-50(2) CLL	2.5	1.6	4.000	63.5	101.6	10	0.50	L	2	0.250	\$24.95
2518-10-50(2) CLL	2.5	1.8	4.500	63.5	114.3	10	0.50	L	2	0.250	\$24.95
2514-10-75(3) CLL	2.5	1.4	3.500	63.5	88.9	10	0.75	L	3	0.250	\$34.95
2515-10-75(3) CLL	2.5	1.5	3.750	63.5	95.25	10	0.75	L	3	0.250	\$34.95
2516-10-75(3) CLL	2.5	1.6	4.000	63.5	101.6	10	0.75	L	3	0.250	\$34.95
2517-10-75(3) CLL	2.5	1.7	4.250	63.5	107.95	10	0.75	L	3	0.250	\$34.95
2518-10-75(3) CLL	2.5	1.8	4.500	63.5	114.3	10	0.75	L	3	0.250	\$34.95

PROP DIA		2.6		CLEAVER							
PROP NUMBER	DIA INCHES CASTING	PITCH RATIO	NOM PITCH AVERAGE(IN)	DIA MM CASTING	NOM PITCH AVERAGE(MM)	RAKE	BLADE AREA	ROT-TATION	# BLADES	BORE	PRICE
2614-10-50(2) CLL	2.6	1.4	3.640	66.04	92.456	10	0.50	L	2	0.250	\$24.95
2616-10-50(2) CLL	2.6	1.6	4.160	66.04	105.664	10	0.50	L	2	0.250	\$24.95
2618-10-50(2) CLL	2.6	1.8	4.680	66.04	118.872	10	0.50	L	2	0.250	\$24.95
2622-10-40(2) CLL	2.6	2.2	5.720	66.04	145.288	10	0.40	L	2	0.250	\$24.95
2616-10-50(3) CLL	2.6	1.6	4.160	66.04	105.664	10	0.50	L	3	0.250	\$34.95
2616-10-50(3) CLR	2.6	1.6	4.160	66.04	105.664	10	0.50	R	3	0.250	\$34.95
2614-10-75(3) CLL	2.6	1.4	3.640	66.04	92.456	10	0.75	L	3	0.250	\$34.95
2615-10-75(3) CLL	2.6	1.5	3.900	66.04	99.06	10	0.75	L	3	0.250	\$34.95
2616-10-75(3) CLL	2.6	1.6	4.160	66.04	105.664	10	0.75	L	3	0.250	\$34.95
2617-10-75(3) CLL	2.6	1.7	4.420	66.04	112.268	10	0.75	L	3	0.250	\$34.95
2618-10-75(3) CLL	2.6	1.8	4.680	66.04	118.872	10	0.75	L	3	0.250	\$34.95

PROP DIA		2.7		CLEAVER							
PROP NUMBER	DIA INCHES CASTING	PITCH RATIO	NOM PITCH AVERAGE(IN)	DIA MM CASTING	NOM PITCH AVERAGE(MM)	RAKE	BLADE AREA	ROT-TATION	# BLADES	BORE	PRICE
2714-10-50(2) CLL	2.7	1.4	3.780	68.58	96.012	10	0.50	L	2	0.250	\$24.95
2714-15-50(2) CLL	2.7	1.4	3.780	68.58	96.012	15	0.50	L	2	0.250	\$24.95
2714-20-50(2) CLL	2.7	1.4	3.780	68.58	96.012	20	0.50	L	2	0.250	\$24.95
2716-10-50(2) CLL	2.7	1.6	4.320	68.58	109.728	10	0.50	L	2	0.250	\$24.95
2716-15-50(2) CLL	2.7	1.6	4.320	68.58	109.728	15	0.50	L	2	0.250	\$24.95
2716-20-50(2) CLL	2.7	1.6	4.320	68.58	109.728	20	0.50	L	2	0.250	\$24.95
2717-17-50(2) CLL	2.7	1.7	4.590	68.58	116.586	17	0.50	L	2	0.250	\$24.95
2716-10-50(3) CLL	2.7	1.6	4.320	68.58	109.728	10	0.50	L	3	0.250	\$34.95
2716-10-50(3) CLR	2.7	1.6	4.320	68.58	109.728	10	0.50	R	3	0.250	\$34.95
2718-10-50(3) CLL	2.7	1.8	4.860	68.58	123.444	10	0.50	L	3	0.250	\$34.95
2718-10-50(3) CLR	2.7	1.8	4.860	68.58	123.444	10	0.50	R	3	0.250	\$34.95
2720-10-50(3) CLL	2.7	2	5.400	68.58	137.16	10	0.50	L	3	0.250	\$34.95
2720-10-50(3) CLR	2.7	2	5.400	68.58	137.16	10	0.50	R	3	0.250	\$34.95
2714-10-75(3) CLL	2.7	1.4	3.780	68.58	96.012	10	0.75	L	3	0.250	\$34.95
2715-10-75(3) CLL	2.7	1.5	4.050	68.58	102.87	10	0.75	L	3	0.250	\$34.95
2716-10-75(3) CLL	2.7	1.6	4.320	68.58	109.728	10	0.75	L	3	0.250	\$34.95
2716-15-75(3) CLL	2.7	1.6	4.320	68.58	109.728	15	0.75	L	3	0.250	\$34.95
2717-10-75(3) CLL	2.7	1.7	4.590	68.58	116.586	10	0.75	L	3	0.250	\$34.95
2718-10-75(3) CLL	2.7	1.8	4.860	68.58	123.444	10	0.75	L	3	0.250	\$34.95



**SCHAEFER ORNAMENTAL IRON CO**  
 JIM SCHAEFER  
 2775 DRAKE RD  
 COLUMBUS OHIO 43219  
 U.S.A.  
 614.475.4247 PHONE  
 614.475.4275 FAX  
 WWW.ABCPROPS.COM  
 E-MAIL: JIM@ABCPROPS.COM

# CLEAVER SERIES


PROP DIA 2.8			CLEAVER								
PROP NUMBER	DIA INCHES CASTING	PITCH RATIO	NOM PITCH AVERAGE(IN)	DIA MM CASTING	NOM PITCH AVERAGE(MM)	RAKE	BLADE AREA	ROT-TATION	# BLADES	BORE	PRICE
2814-10-50(2) CLL	2.8	1.4	3.920	71.12	99.568	10	0.50	L	2	0.250	\$24.95
2816-10-50(2) CLL	2.8	1.6	4.480	71.12	113.792	10	0.50	L	2	0.250	\$24.95
2818-10-50(2) CLL	2.8	1.8	5.040	71.12	128.016	10	0.50	L	2	0.250	\$24.95
2820-10-50(3) CLL	2.8	2	5.600	71.12	142.24	10	0.50	L	3	0.250	\$34.95
2820-10-50(3) CLR	2.8	2	5.600	71.12	142.24	10	0.50	R	3	0.250	\$34.95

PROP DIA 2.9			CLEAVER								
PROP NUMBER	DIA INCHES CASTING	PITCH RATIO	NOM PITCH AVERAGE(IN)	DIA MM CASTING	NOM PITCH AVERAGE(MM)	RAKE	BLADE AREA	ROT-TATION	# BLADES	BORE	PRICE
2914-10-50(2) CLL	2.9	1.4	4.060	73.66	103.124	10	0.50	L	2	0.250	\$24.95
2916-10-50(2) CLL	2.9	1.6	4.640	73.66	117.856	10	0.50	L	2	0.250	\$24.95
2918-10-50(2) CLL	2.9	1.8	5.220	73.66	132.588	10	0.50	L	2	0.250	\$24.95
2920-10-50(2) CLL	2.9	2	5.800	73.66	147.32	10	0.50	L	2	0.250	\$24.95
2916-10-50(3) CLL	2.9	1.6	4.640	73.66	117.856	10	0.50	L	3	0.250	\$34.95
2916-10-50(3) CLR	2.9	1.6	4.640	73.66	117.856	10	0.50	R	3	0.250	\$34.95

PROP DIA 3			CLEAVER								
PROP NUMBER	DIA INCHES CASTING	PITCH RATIO	NOM PITCH AVERAGE(IN)	DIA MM CASTING	NOM PITCH AVERAGE(MM)	RAKE	BLADE AREA	ROT-TATION	# BLADES	BORE	PRICE
3014-10-50(2) CLL	3.0	1.4	4.200	76.2	106.68	10	0.50	L	2	0.250	\$24.95
3016-10-50(2) CLL	3.0	1.6	4.800	76.2	121.92	10	0.50	L	2	0.250	\$24.95
3018-10-50(2) CLL	3.0	1.8	5.400	76.2	137.16	10	0.50	L	2	0.250	\$24.95
3020-10-50(2) CLL	3.0	2	6.000	76.2	152.4	10	0.50	L	2	0.250	\$24.95
3020-20-50(2) CLL	3.0	2	6.000	76.2	152.4	20	0.50	L	2	0.250	\$24.95
3015-10-75(3) CLL	3.0	1.5	4.500	76.2	114.3	10	0.75	L	3	0.250	\$34.95
3020-10-75(3) CLL	3.0	2	6.000	76.2	152.4	10	0.75	L	3	0.250	\$34.95

PROP DIA 3.1			CLEAVER								
PROP NUMBER	DIA INCHES CASTING	PITCH RATIO	NOM PITCH AVERAGE(IN)	DIA MM CASTING	NOM PITCH AVERAGE(MM)	RAKE	BLADE AREA	ROT-TATION	# BLADES	BORE	PRICE
3114-10-50(2) CLL	3.1	1.4	4.340	78.74	110.236	10	0.50	L	2	0.250	\$24.95
3116-10-50(2) CLL	3.1	1.6	4.960	78.74	125.984	10	0.50	L	2	0.250	\$24.95
3118-10-50(2) CLL	3.1	1.8	5.580	78.74	141.732	10	0.50	L	2	0.250	\$24.95

PROP DIA 3.2			CLEAVER								
PROP NUMBER	DIA INCHES CASTING	PITCH RATIO	NOM PITCH AVERAGE(IN)	DIA MM CASTING	NOM PITCH AVERAGE(MM)	RAKE	BLADE AREA	ROT-TATION	# BLADES	BORE	PRICE
3214-10-50(2) CLL	3.2	1.4	4.480	81.28	113.792	10	0.50	L	2	0.250	\$24.95
3216-10-50(2) CLL	3.2	1.6	5.120	81.28	130.048	10	0.50	L	2	0.250	\$24.95
3218-10-50(2) CLL	3.2	1.8	5.760	81.28	146.304	10	0.50	L	2	0.250	\$24.95




**SCHAEFER ORNAMENTAL IRON CO**  
**JIM SCHAEFER**  
 2775 DRAKE RD  
 COLUMBUS OHIO 43219  
 U.S.A.  
 614.475.4247 PHONE  
 614.475.4275 FAX  
 WWW.ABCPROPS.COM  
 E-MAIL: JIM@ABCPROPS.COM

# CLEAVER SERIES

PROP DIA		3.3		CLEAVER								
PROP NUMBER	DIA INCHES CASTING	PITCH RATIO	NOM PITCH AVERAGE(IN)	DIA MM CASTING	NOM PITCH AVERAGE(MM)	RAKE	BLADE AREA	ROT-TATION	# BLADES	BORE	PRICE	
3314-10-50(2) CLL	3.3	1.4	4.620	83.82	117.348	10	0.50	L	2	0.250	\$24.95	
3316-10-50(2) CLL	3.3	1.6	5.280	83.82	134.112	10	0.50	L	2	0.250	\$24.95	
3317-10-50(2) CLL	3.3	1.7	5.610	83.82	142.494	10	0.50	L	2	0.250	\$24.95	
3317-10-50(2) CLR	3.3	1.7	5.610	83.82	142.494	10	0.50	R	2	0.250	\$24.95	
3218-10-50(2) CLL	3.2	1.8	5.760	81.28	146.304	10	0.50	L	2	0.250	\$24.95	

PROP DIA		3.4		CLEAVER								
PROP NUMBER	DIA INCHES CASTING	PITCH RATIO	NOM PITCH AVERAGE(IN)	DIA MM CASTING	NOM PITCH AVERAGE(MM)	RAKE	BLADE AREA	ROT-TATION	# BLADES	BORE	PRICE	
3414-10-50(2) CLL	3.4	1.4	4.760	86.36	120.904	10	0.50	L	2	0.250	\$24.95	
3415-10-50(2) CLL	3.4	1.5	5.100	86.36	129.54	10	0.50	L	2	0.250	\$24.95	
3415-10-50(2) CLR	3.4	1.5	5.100	86.36	129.54	10	0.50	R	2	0.250	\$24.95	
3416-10-50(2) CLL	3.4	1.6	5.440	86.36	138.176	10	0.50	L	2	0.250	\$24.95	
3418-10-50(2) CLL	3.4	1.8	6.120	86.36	155.448	10	0.50	L	2	0.250	\$24.95	



**SCHAEFER ORNAMENTAL IRON CO**  
 JIM SCHAEFER  
 2775 DRAKE RD  
 COLUMBUS OHIO 43219  
 U.S.A.  
 614.475.4247 PHONE  
 614.475.4275 FAX  
 WWW.ABCPROPS.COM  
 E-MAIL: JIM@ABCPROPS.COM

# CHOPPER SERIES

PROP DIA		1.6		CHOPPER							
PROP NUMBER	DIA INCHES CASTING	PITCH RATIO	NOM PITCH AVERAGE(IN)	DIA MM CASTING	NOM PITCH AVERAGE(MM)	RAKE	BLADE AREA	ROT-TATION	# BLADES	BORE	PRICE
1614-15-65(3) CPL	1.6	1.4	2.240	40.64	56.896	15	0.65	L	3	0.187	\$29.95

PROP DIA		2.3		CHOPPER							
PROP NUMBER	DIA INCHES CASTING	PITCH RATIO	NOM PITCH AVERAGE(IN)	DIA MM CASTING	NOM PITCH AVERAGE(MM)	RAKE	BLADE AREA	ROT-TATION	# BLADES	BORE	PRICE
2314-15-65(3) CPL	2.3	1.4	3.220	58.42	81.788	15	0.65	L	3	0.187	\$29.95
2314-15-85(4) CPL	2.3	1.4	3.220	58.42	81.788	15	0.85	L	4	0.187	\$29.95

PROP DIA		2.4		CHOPPER							
PROP NUMBER	DIA INCHES CASTING	PITCH RATIO	NOM PITCH AVERAGE(IN)	DIA MM CASTING	NOM PITCH AVERAGE(MM)	RAKE	BLADE AREA	ROT-TATION	# BLADES	BORE	PRICE
2414-15-65(3) CPL	2.4	1.4	3.360	60.96	85.344	15	0.65	L	3	0.187	\$29.95
2414-15-85(4) CPL	2.4	1.4	3.360	60.96	85.344	15	0.85	L	4	0.187	\$29.95


PROP DIA		2.5		CHOPPER							
PROP NUMBER	DIA INCHES CASTING	PITCH RATIO	NOM PITCH AVERAGE(IN)	DIA MM CASTING	NOM PITCH AVERAGE(MM)	RAKE	BLADE AREA	ROT-TATION	# BLADES	BORE	PRICE
2514-15-65(3) CPL	2.5	1.4	3.500	63.5	88.9	15	0.65	L	3	0.250	\$34.95
2514-15-85(4) CPL	2.5	1.4	3.500	63.5	88.9	15	0.85	L	4	0.250	\$34.95

PROP DIA		2.6		CHOPPER							
PROP NUMBER	DIA INCHES CASTING	PITCH RATIO	NOM PITCH AVERAGE(IN)	DIA MM CASTING	NOM PITCH AVERAGE(MM)	RAKE	BLADE AREA	ROT-TATION	# BLADES	BORE	PRICE
2614-15-65(3) CPL	2.6	1.4	3.640	66.04	92.456	15	0.65	L	3	0.250	\$34.95
2614-15-85(4) CPL	2.6	1.4	3.640	66.04	92.456	15	0.85	L	4	0.250	\$34.95

PROP DIA		2.7		CHOPPER							
PROP NUMBER	DIA INCHES CASTING	PITCH RATIO	NOM PITCH AVERAGE(IN)	DIA MM CASTING	NOM PITCH AVERAGE(MM)	RAKE	BLADE AREA	ROT-TATION	# BLADES	BORE	PRICE
2714-15-65(3) CPL	2.7	1.4	3.780	68.58	96.012	15	0.65	L	3	0.250	\$34.95
2714-15-85(4) CPL	2.7	1.4	3.780	68.58	96.012	15	0.85	L	4	0.250	\$34.95

PROP DIA		2.8		CHOPPER							
PROP NUMBER	DIA INCHES CASTING	PITCH RATIO	NOM PITCH AVERAGE(IN)	DIA MM CASTING	NOM PITCH AVERAGE(MM)	RAKE	BLADE AREA	ROT-TATION	# BLADES	BORE	PRICE
2814-15-65(3) CPL	2.8	1.4	3.920	71.12	99.568	15	0.65	L	3	0.250	\$34.95
2814-15-85(4) CPL	2.8	1.4	3.920	71.12	99.568	15	0.85	L	4	0.250	\$34.95

PROP DIA		2.9		CHOPPER							
PROP NUMBER	DIA INCHES CASTING	PITCH RATIO	NOM PITCH AVERAGE(IN)	DIA MM CASTING	NOM PITCH AVERAGE(MM)	RAKE	BLADE AREA	ROT-TATION	# BLADES	BORE	PRICE
2914-15-65(3) CPL	2.9	1.4	4.060	73.66	103.124	15	0.65	L	3	0.250	\$34.95



**Schaefer Ornamental Iron Co.**


**JIM SCHAEFER**  
**2775 DRAKE RD.**  
**COLUMBUS, OHIO 43219**  
**USA**  
**614.475.4247(PHONE)**  
**614.475.4275(FAX)**  
**WWW.ABCPROPS.COM**

**E-MAIL: JIM@ABCPROPS.COM**

				<b>H-SERIES</b>			
<b>PROP</b>	<b>DIAMETER</b>	<b>PITCH</b>	<b>BORE</b>	<b>CUP</b>	<b>BECU</b>		
H-2	44 mm.(1.740")	66mm.(2.60")	.187	2.75	\$22.95		
H-4	42.5 mm.(1.680")	66mm.(2.60")	.187	2.9	\$22.95		
H-5	45 mm.(1.780")	68mm.(2.70")	.187	2.9	\$22.95		
H-6			.187		\$22.95		
H-7	47.5 mm.(1.870")	72mm.(2.85")	.187	2.95	\$22.95		
H-10	46.5 mm.(1.825")	76mm.(3.00")	.187	3.0	\$22.95		
H-13			.187		\$22.95		
H-16	59 mm.(2.280")	76mm.(3.00")	.187	3.3	\$22.95		
H-18	55 mm.(2.170")	81mm.(3.20")	.187	3.5	\$22.95		
H-22	60 mm.(2.360")	81mm.(3.20")	.187	3.4	\$22.95		
H-24			.250		\$24.95		
H-26	63.5 mm.(2.500")	86mm.(3.40")	.250	3.9	\$24.95		
H-29	59 mm.(2.330")	99mm.(3.90")	.250	4.2	\$24.95		
H-30	61.5 mm.(2.420")	110mm.(4.43")	.187	4.7	\$24.95		
H-31	68 mm.(2.680")	102mm.(4.00")	.250	5.0	\$24.95		
H-32	62 mm.(2.440")	110mm.(4.30")	.250	4.7	\$24.95		
H-38	63 mm.(2.470")	104mm.(4.10")	.250	4.5	\$24.95		
H-45	65 mm.(2.560")	112mm.(4.40")	.250	7.0	\$24.95		
H-48	64 mm.(2.520")	115mm.(4.55")	.250	5.7	\$24.95		
H-49			.250		\$24.95		
H-50	65 mm.(2.560")	127mm.(5.00")	.250	5.7	\$24.95		
				<b>G-SERIES</b>			
G-20			.250		\$24.95		
G-20(3)			.250		\$34.95		
G-25			.250		\$24.95		
MW 3			.250		\$24.95		
				<b>S-SERIES</b>			
S-15	49 mm.(1.950")	84mm.(3.30")	.187	4.0	\$22.95		
S-20	55 mm.(2.150")	95mm.(3.75")	.187	4.5	\$22.95		
S-30(4)	60 mm.(2.370")	114mm.(4.50")	.250		\$34.95		
S-40(3)	61 mm.(2.400")	132mm.(5.20")	.250		\$34.95		
				<b>M-SERIES</b>			
M-90			.250		\$24.95		
M-91			.250		\$24.95		



## Schaefer Ornamental Iron Co.




**JIM SCHAEFER**  
**2775 DRAKE RD.**  
**COLUMBUS, OHIO 43219**  
**USA**  
**614.475.4247(PHONE)**  
**614.475.4275(FAX)**  
**WWW.ABCPROPS.COM**

**E-MAIL: JIM@ABCPROPS.COM**

### ABC SERIES

PROP	DIAMETER	PITCH	BORE	BECU	
40 x 52 <sub>(3)</sub>	40 mm.(1.574")	52mm.(2.05")	.187	\$29.95	
40 x 53	40 mm.(1.574")	53mm.(2.09")	.187	\$22.95	
42 x 55	42 mm.(1.654")	55mm.(2.17")	.187	\$22.95	
45 x 55	45 mm.(1.772")	55mm.(2.17")	.187	\$22.95	
47 x 60	47 mm.(1.850")	60mm.(2.36")	.187	\$22.95	
47 x 63	47 mm.(1.850")	63mm.(2.48")	.187	\$22.95	
50 x 60	50 mm.(1.969")	60mm.(2.36")	.187	\$22.95	
50 x 69	50 mm.(1.969")	69mm.(2.72")	.187	\$22.95	
57 x 73	57 mm.(2.244")	73mm.(2.87")	.187	\$22.95	
57 x 76	57 mm.(2.244")	76mm.(2.99")	.187	\$22.95	
60 x 76	60 mm.(2.362")	76mm.(2.99")	.187	\$24.95	
60 x 80	60 mm.(2.362")	80mm.(3.15")	.187	\$24.95	
62 x 80	62 mm.(2.440")	80mm.(3.15")	.187	\$24.95	
65 x 87	65 mm.(2.559")	87mm.(3.43")	.187	\$24.95	
67 x 114	67 mm.(2.638")	114mm.(4.49")	.250	\$24.95	



**Schaefer Ornamental Iron Co.**

**JIM SCHAEFER**  
**2775 DRAKE RD.**  
**COLUMBUS, OHIO 43219**  
**USA**  
**614.475.4247(PHONE)**  
**614.475.4275(FAX)**  
**WWW.ABCPROPS.COM**

**E-MAIL: JIM@ABCPROPS.COM**

PROP	DIAMETER	PITCH	BORE	BECU
40 x 62 <sub>(3)</sub>	40 mm.(1.574")	62mm.(2.44")	.187	\$29.95
50 x 90 <sub>(3)</sub>	50 mm.(1.969")	90mm.(3.54")	.187	\$29.95
52 x 64	52 mm.(2.047")	64mm.(2.52")	.187	\$22.95
52 x 70	52 mm.(2.047")	70mm.(2.76")	.187	\$22.95
55 x 66	55 mm.(2.165")	66mm.(2.60")	.187	\$22.95
55 x 69 <sub>(3)</sub>	55 mm.(2.165")	69mm.(2.72")	.187	\$29.95
55 x 69	55 mm.(2.165")	69mm.(2.72")	.187	\$22.95
55 x 71	55 mm.(2.165")	71mm.(2.80")	.187	\$22.95
55 x 88	55 mm.(2.165")	88mm.(3.46")	.187	\$22.95
55 x 95	55 mm.(2.165")	95mm.(3.74")	.187	\$22.95
57 x 93	57 mm.(2.244")	93mm.(3.66")	.187	\$22.95
62 x 83	62 mm.(2.440")	83mm.(3.27")	.187	\$24.95
62 x 100	62 mm.(2.440")	100mm.(3.94")	.187	\$24.95
62 x 104	62 mm.(2.440")	104mm.(4.09")	.187	\$24.95
65 x 86	65 mm.(2.559")	86mm.(3.39")	.187	\$24.95
65 x 111	65 mm.(2.559")	111mm.(4.37")	.187	\$24.95
65 x 120	65 mm.(2.559")	120mm.(4.72")	.250	\$24.95
67 x 88	67 mm.(2.638")	88mm.(3.46")	.250	\$24.95
67 x 90	67 mm.(2.638")	90mm.(3.54")	.250	\$24.95
67 x 112	67 mm.(2.638")	112mm.(4.41")	.187	\$24.95
67 HS	67 mm.(2.638")		.250	\$24.95
70 x 92	70 mm.(2.756")	92mm.(3.62")	.250	\$24.95
70 x 97	70 mm.(2.756")	97mm.(3.82")	.250	\$24.95
75 x 97	75 mm.(2.952")	97mm.(3.82")	.250	\$24.95

**PROPS LISTED ABOVE WILL NO  
 LONGER BE STOCKED  
 AVAILABLE ONLY ON REQUEST  
 MIN. ORDER PER PART  
 WILL APPLY**